

DESCRIPTIONS



Capacity: 6 x 18" x 26"



Trays insertion: Crosswise



Dimensions: 820 x 825 x H 1400 mm



Control panel: Semi Touch



Positive cycle: 22 kg
 Negative cycle: 15 kg

GAS

R404A

Climate class

Class **N**

Insulation thickness: 60 mm







Refrigerant power: 1194 W



Electric power: 922 W

CONTROL PANEL DESCRIPTION



	Blast chilling key
	Deep freezing key
	Hard blast chilling or Soft deep freezing key
	Decrease value key
	Increase value key
	Start/stop key

MANUFACTURING FEATURES

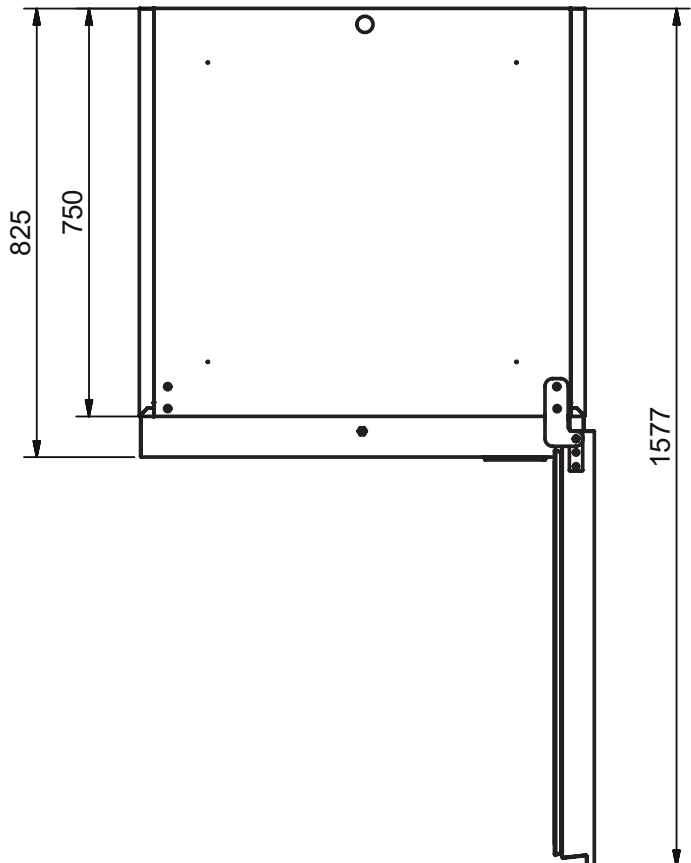
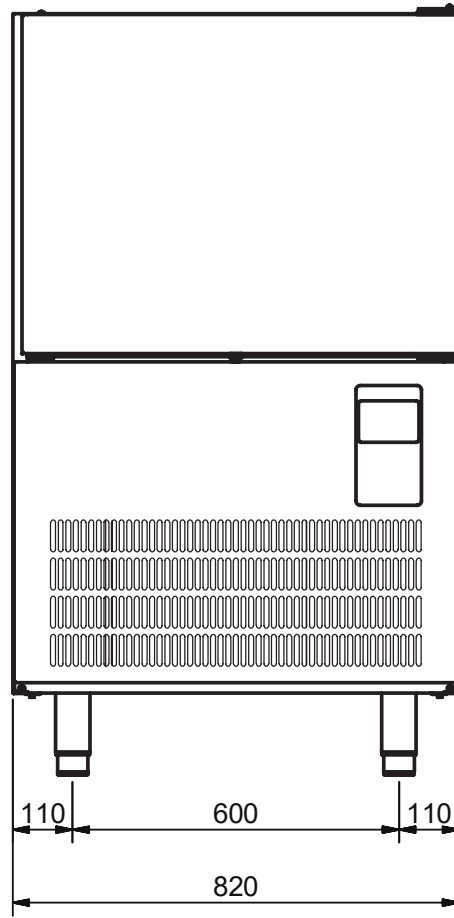
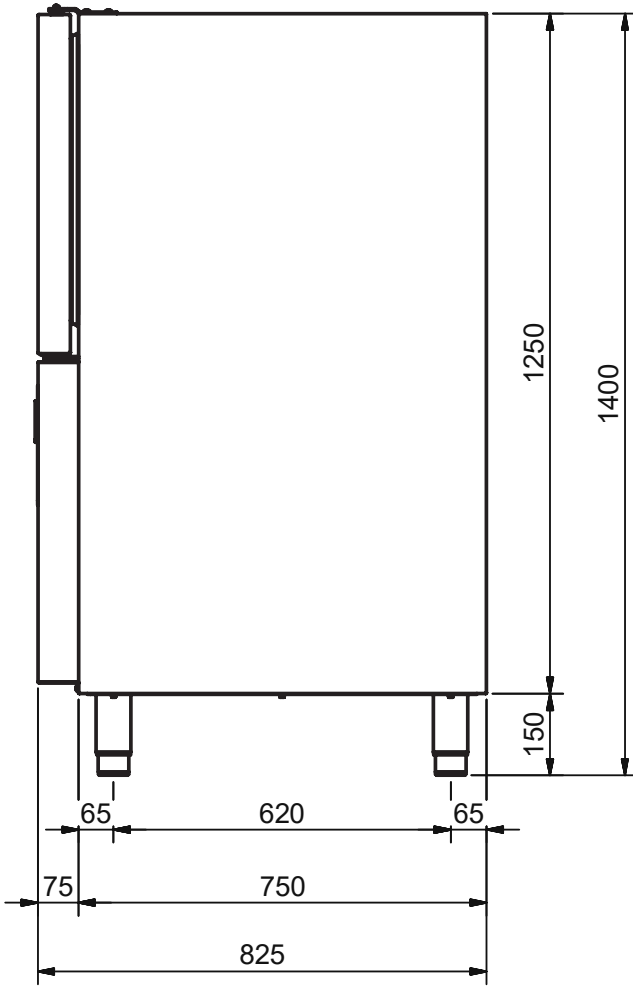
- Time or core probe control
- Internal glossy finish
- External scotch-brite finish
- 60 mm high density polyurethane foam insulation, CFC and HCFC-free
- Core probe included
- Removable grids-rack for easy cleaning
- Air condensation
- Manual defrosting
- Automatic cold holding at the end of cycle
- Temperature Range for chilling cycle is 22 kg /+3°C
- Temperature Range for freezing cycle is 15 kg /-18°C

DIMENSIONS

	BLAST CHILLER	PACKAGE
Width	820 mm	850 mm
Depth	825 mm	850 mm
Height	1400 mm	1580 mm
Weight/volume		170 kg/1.14 m ³

POWER SUPPLY

Power loading	0.922 kW
Cooling power	1.194 kW
Max. power loading	0.922 kW
Voltage	220 V ~ 1N 60 Hz
Feed cable section	Cable included
Capacity	6 x 18" x 26"
Pitch between the trays	70 mm



The manufacturer declines all responsibility due to errors and/or misprints.