

Commercial Tilting Blenders


Item: 37969
31502



Model: BL-BR-0015
BL-BR-0025



FEATURES

- Durable structure can handle different kinds of recipes, such as sauces, soups, smoothy and purees.
- Stainless steel seamless cup for food safety
- Double sealing shaft with bearings for higher durability
- Easy and safe operation with an on/off button and a lock pedal
- Designed for high-volume food production





Simply press this lock pedal to tilt the bowl.

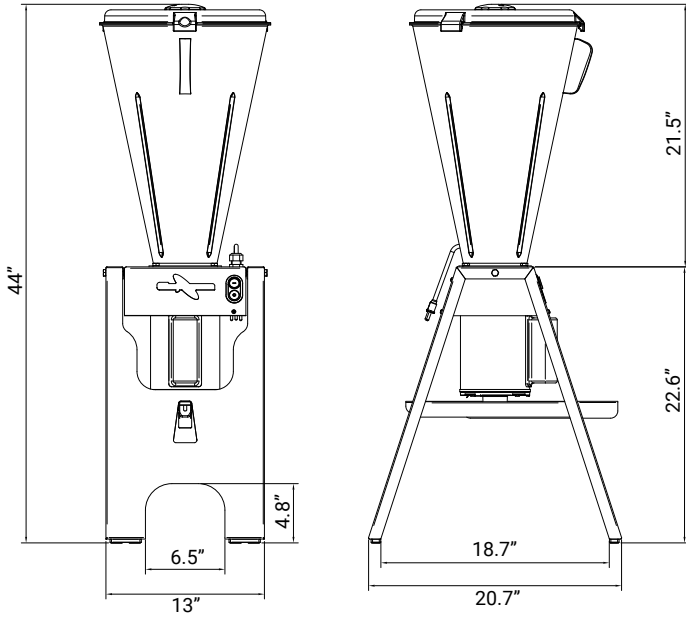
SPECIFICATIONS

Item Number	37969	31502
Model	BL-BR-0015	BL-BR-0025
Cup Capacity	15 L / 16 QT	25 L / 26 QT
Power	1.5HP / 1,120W	
Rotation	3500	
Electrical	110V / 60Hz / 1Ph	
Material	Stainless Steel Cup, Carbon Steel Base	
Net Weight	19 kg / 41.75 lb.	20.5 kg / 45.20 lb.
Gross Weight	29.5 kg / 65 lb.	31.9 kg / 70.32 lb.
Net Dimensions (WDH)	20.7" x 14" x 44" / 525.2 x 355 x 1118.1 mm	20.7" x 15.3" x 46.45" / 525.2 x 388 x 1177.8 mm
Gross Dimensions (WDH)	23" x 16" x 45" / 584 x 406 x 1143 mm	23" x 16" x 50" / 584 x 406 x 1270 mm

TECHNICAL DRAWING

(Measurements in diagrams are in inch)

#37969 15L / 16QT.



#31502 25L / 26QT.

